

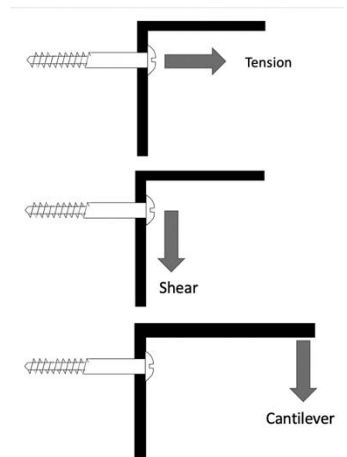


Bullfix Plasterboard Fittings - Data Sheet

	 <p>Bullfix Extra Fitting</p>	 <p>Bullfix Universal Fitting</p>
Maximum recommended Tension Load (15mm Plasterboard)	60 Kg	49 Kg
Maximum recommended Tension Load (12.5mm Plasterboard)	46 Kg	37 Kg
Maximum recommended Tension Load - Ceiling applications ONLY (9.5mm Plasterboard)	25 Kg	-
Maximum recommended Shear Load (15mm Plasterboard)	133 Kg	116 Kg
Maximum recommended Shear Load (12.5mm Plasterboard)	98 Kg	103 Kg
Maximum recommended Cantilever Load @ 150mm (15mm Plasterboard)	45 Kg	34 Kg
Maximum recommended Cantilever Load @ 150mm (12.5mm Plasterboard)	39 Kg	29 Kg
Minimum Cavity Required	20mm	7mm
Compatible Screws	5mm or No 10 thread	5mm or No 10 thread

1. Maximum recommended loads apply to plasterboard (British Gypsum Gyproc Wallboard) in a dry condition. Please note that variations in board mounting, moisture content, plasterboard brand or physical condition of board can adversely effect load bearing performance. Continuous and repetitive loading / unloading on the fixing will weaken plasterboard.
2. All recommended loads assume a minimum distance from the edge of the board of 50mm
3. When using multiple fixings, to maintain the best performance for the fixing we would recommend you keep a minimum center distance of 90mm between fixings.
4. When using multiple fixings, consider maximum overall loading capacity of plasterboard board. Do not assume that you can just multiply the load capacity for each fixing.
5. Fixing Material - Glass Filled Nylon.



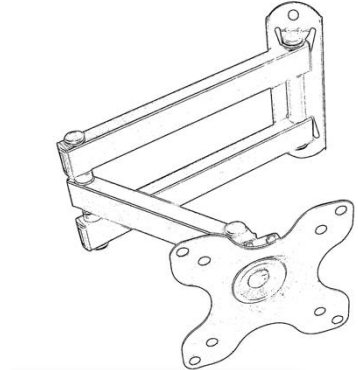
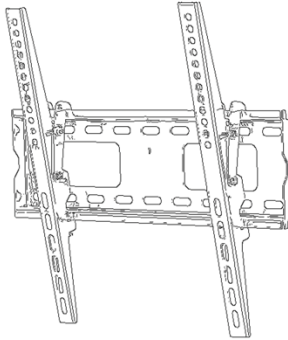
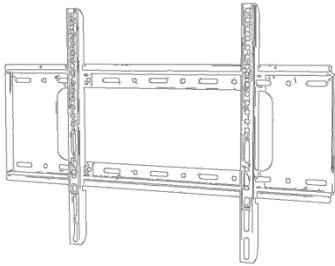
Bullfix Plasterboard Fixings - Data Sheet

Application Advice



TV Mounting Brackets:

We do not recommend using Bullfix plasterboard fixings with TV mounting extendable arms. Any bracket that extends the center of gravity of any loading further than 150mm from the wall will risk exceeding the capability of the plasterboard fixing and in fact the plasterboard itself. We only recommend Bullfix plasterboard fixings for use with flat or tilting TV wall brackets.



Radiator or Shelf Brackets:

We only recommend mounting items on plasterboard with Bullfix fixings using an appropriate bracket. The bracket should adhere to the specification shown below.

"Y" must be at least 1.5 times bigger than "X"

